景氣指標 Prosperity index

GDP成長率

月份	季調年化%
201702	
201703	1.2
201704	
201705	
201706	3.1
201707	
201708	
201709	3
201710	
201711	
201712	
201801	

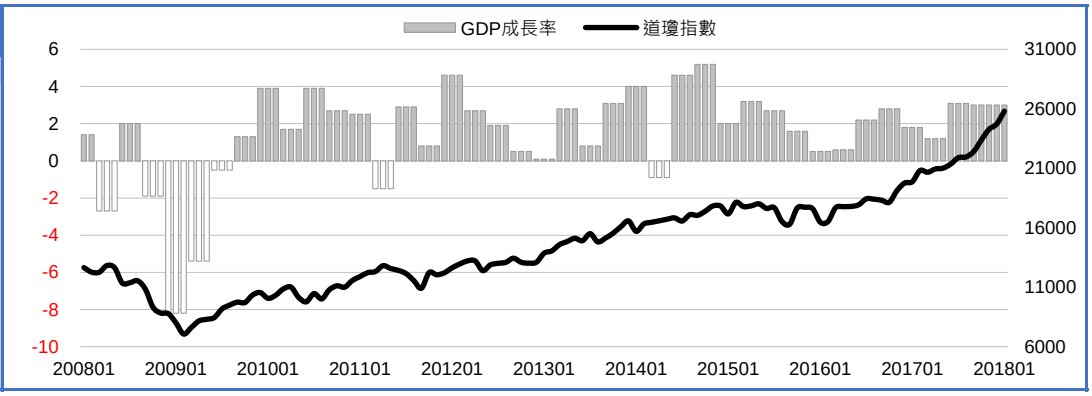

FED利率

月份	數值%
201702	0.75
201703	1
201704	1
201705	1
201706	1.25
201707	1.25
201708	1.25
201709	1.25
201710	1.25
201711	1.25
201712	1.5
201801	1.5

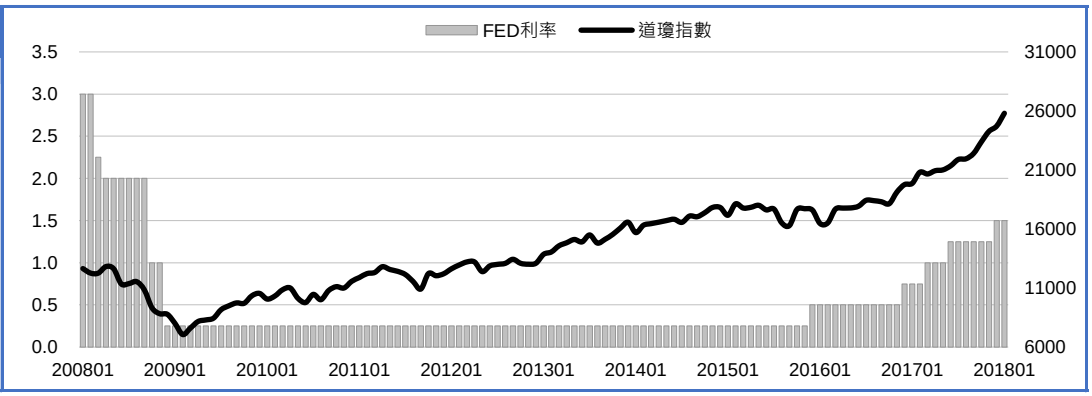

芝加哥FED景氣指數

月份	數值
201702	0.16
201703	-0.10
201704	0.49
201705	-0.21
201706	0.14
201707	-0.25
201708	-0.14
201709	0.31
201710	0.76
201711	0.15
201712	
201801	

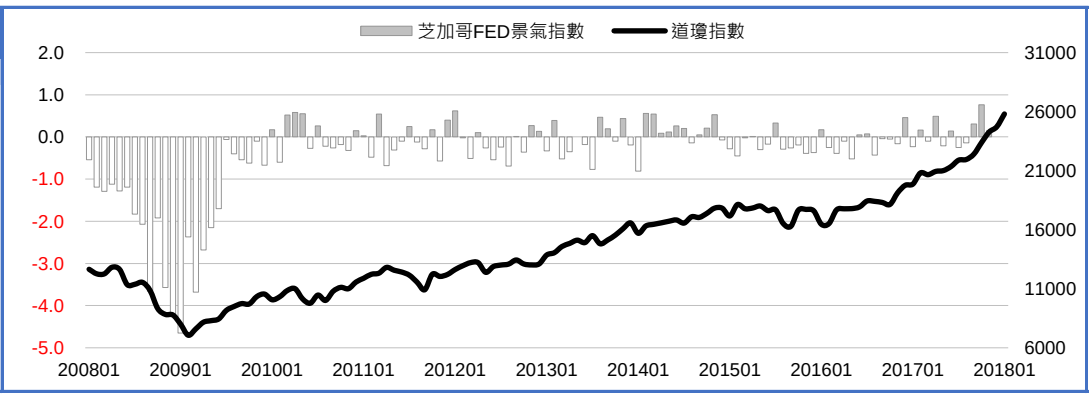

領先指標

月份	數值
201702	126.2
201703	126.7
201704	126.9
201705	127
201706	127.8
201707	128.3
201708	128.8
201709	128.6
201710	130.4
201711	130.9
201712	
201801	

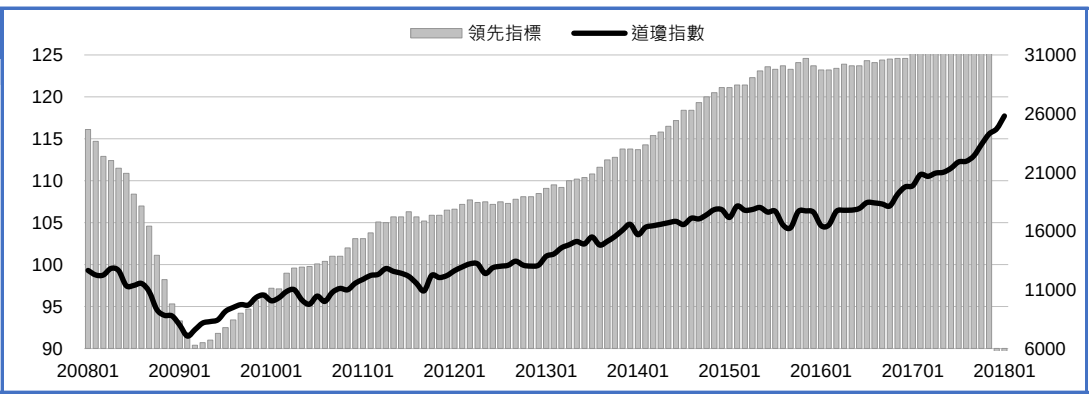

永豐期貨股份有限公司 100 台北市重慶南路一段2號8F / 105年金管期總字第010號
本資料僅供參考，客戶應審慎考量本身之需求與投資風險，本公司恕不負任何法律責任，亦不作任何保證。未經授權，禁止轉載節錄。

製造業指標 Manufacturing index

ISM製造業指數

月份	數值
201702	57.7
201703	57.2
201704	54.8
201705	54.9
201706	57.8
201707	56.3
201708	58.8
201709	60.8
201710	58.7
201711	58.2
201712	59.7
201801	

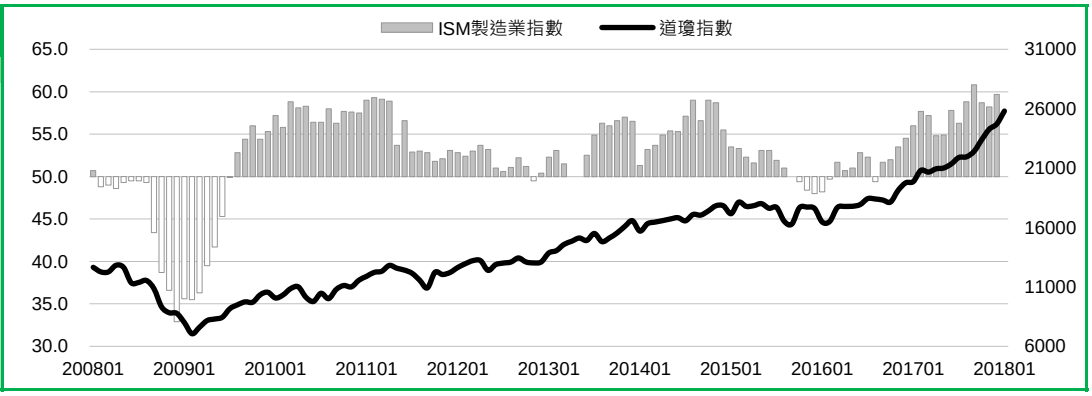

芝加哥大學PMI指數

月份	數值
201702	57.4
201703	57.7
201704	58.3
201705	59.4
201706	65.7
201707	58.9
201708	58.9
201709	65.2
201710	66.2
201711	63.9
201712	76.7
201801	

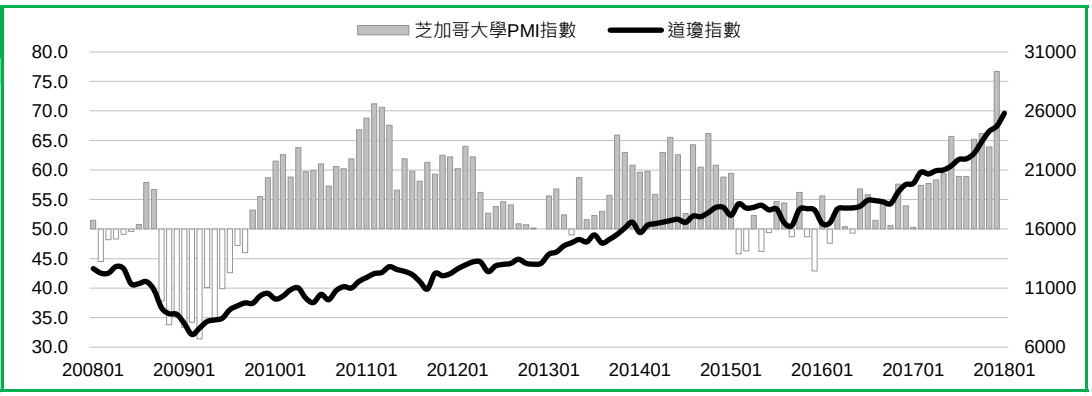

費城FED製造業調查

月份	數值
201702	35.3
201703	31.6
201704	22.8
201705	35.5
201706	26.9
201707	23.2
201708	22.1
201709	25.8
201710	28.8
201711	24.3
201712	27.9
201801	

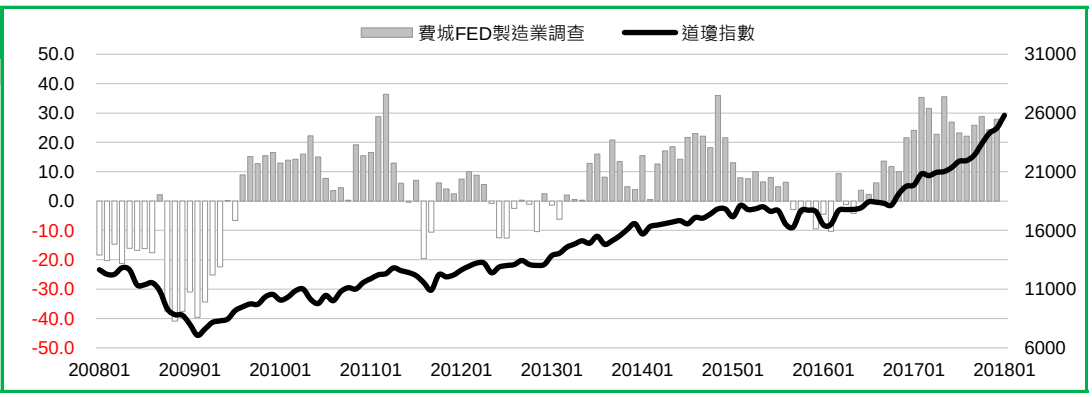

工業生產指數

月份	年率 %
201702	0.3
201703	1.5
201704	2.2
201705	2.2
201706	2.0
201707	2.2
201708	1.5
201709	1.6
201710	2.9
201711	3.4
201712	
201801	

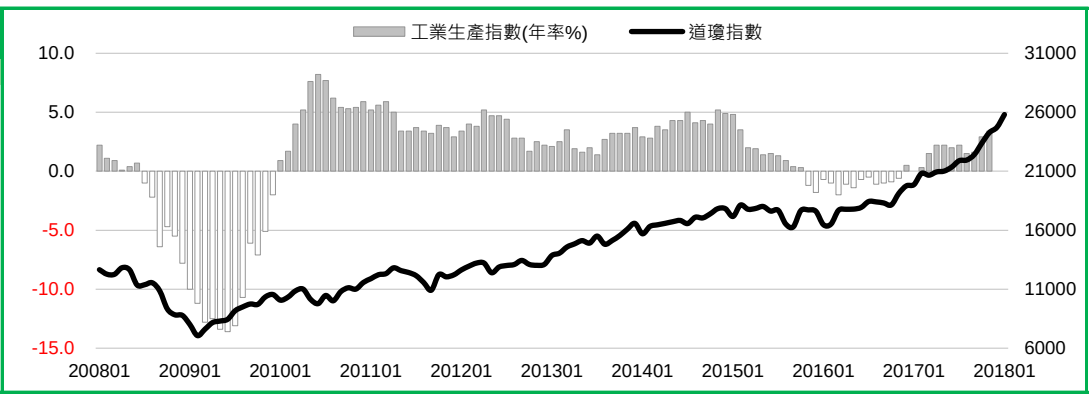

本資料僅供參考，客戶應審慎考量本身之需求與投資風險，本公司恕不負任何法律責任，亦不作任何保證。未經授權，禁止轉載節錄。

製造業指標 Manufacturing index

耐久財訂單

月份	年率 %
201702	5.36
201703	6.49
201704	0.86
201705	3.97
201706	16.20
201707	4.06
201708	5.55
201709	8.61
201710	1.96
201711	8.19
201712	
201801	

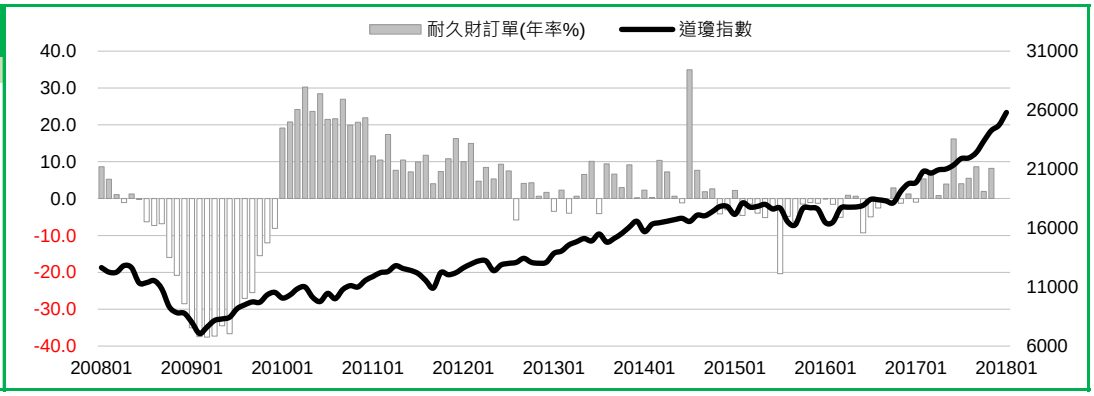

產能利用率

月份	數值
201702	75.8
201703	75.9
201704	76.6
201705	76.6
201706	76.6
201707	76.5
201708	76.1
201709	76.2
201710	77.0
201711	77.1
201712	
201801	

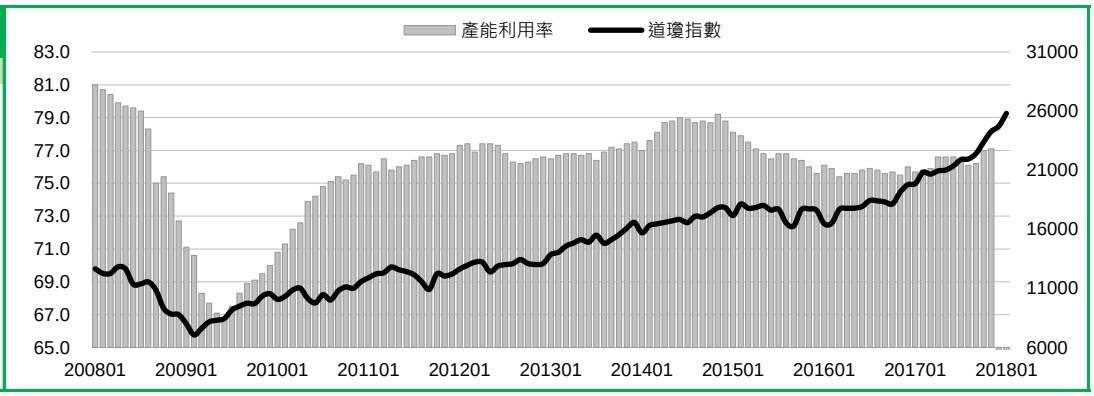

非製造業指標 Non-manufacturing

ISM非製造業指數

月份	數值
201702	57.6
201703	55.2
201704	57.5
201705	56.9
201706	57.4
201707	53.9
201708	55.3
201709	59.8
201710	60.1
201711	57.4
201712	55.9
201801	

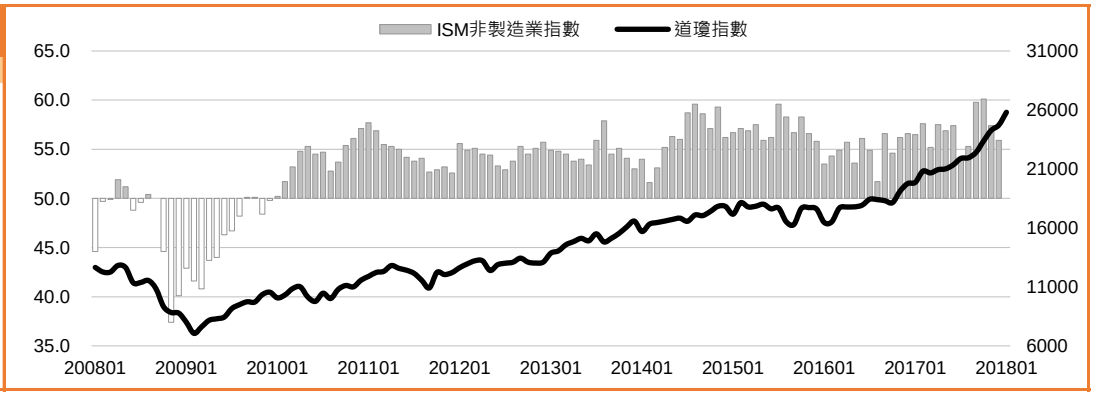

消費者信心指數

月份	數值
201702	116.1
201703	124.9
201704	119.4
201705	117.6
201706	117.3
201707	120.0
201708	120.4
201709	120.6
201710	126.2
201711	128.6
201712	122.1
201801	

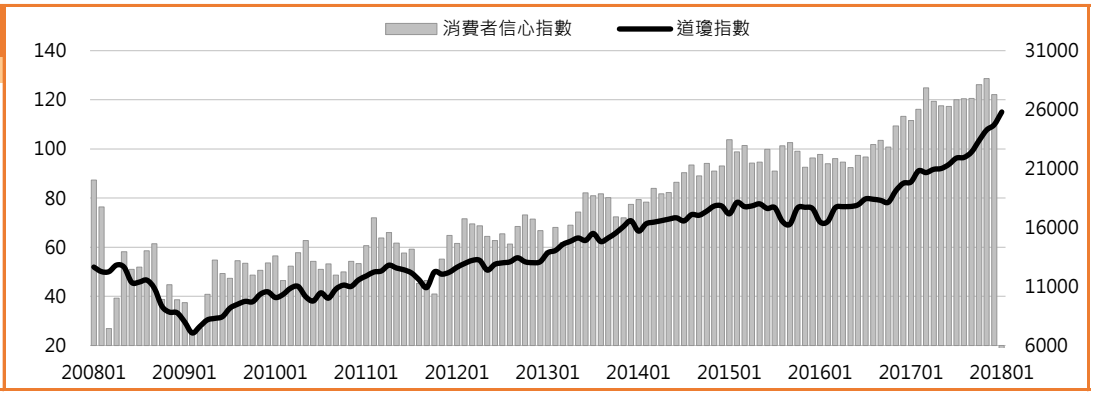

永豐期貨股份有限公司 100 台北市重慶南路一段2號8F / 105年金管期總字第010號
本資料僅供參考，客戶應審慎考量本身之需求與投資風險，本公司恕不負任何法律責任，亦不作任何保證。未經授權，禁止轉載節錄。

非製造業指標 Non-manufacturing

密大消費者信心

月份	數值
201702	96.3
201703	96.9
201704	97.0
201705	97.1
201706	95.0
201707	93.4
201708	96.8
201709	95.1
201710	100.7
201711	98.5
201712	95.9
201801	

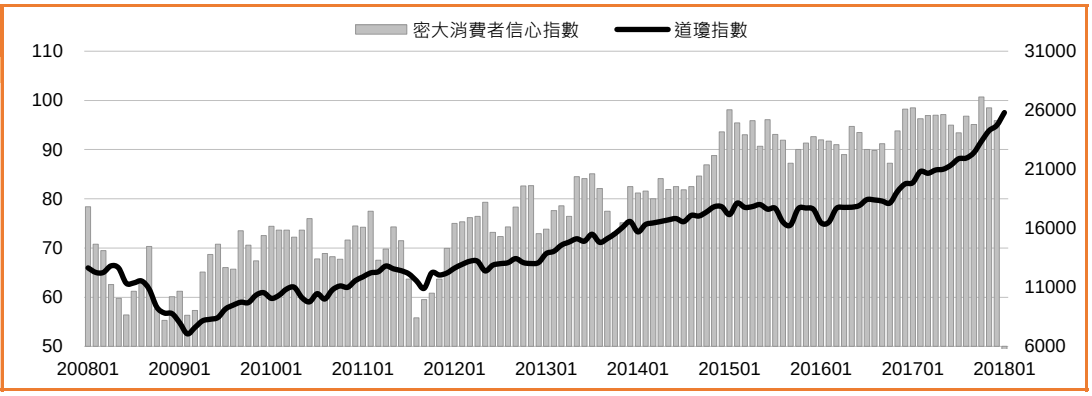

零售銷售

月份	年率 %
201702	4.72
201703	4.81
201704	4.47
201705	4.17
201706	3.02
201707	3.70
201708	3.55
201709	5.00
201710	5.04
201711	6.01
201712	5.45
201801	

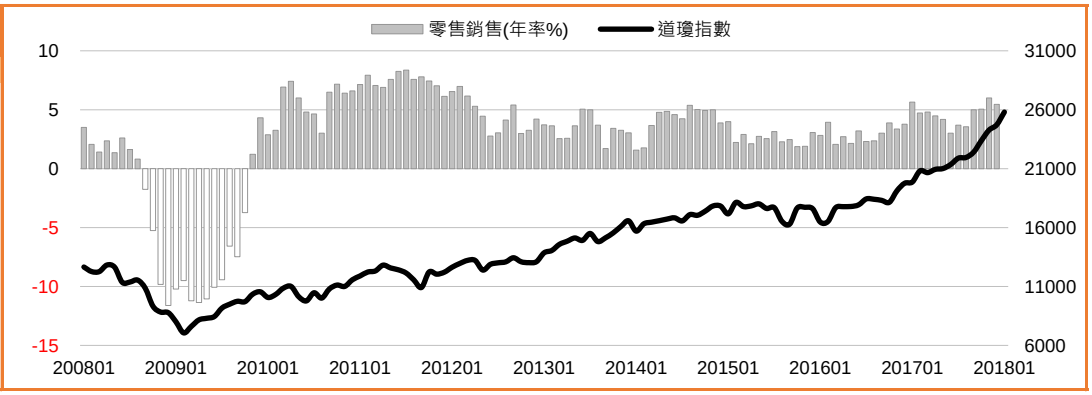

個人所得

月份	年率 %
201702	3.37
201703	3.37
201704	2.85
201705	2.80
201706	2.45
201707	2.41
201708	2.58
201709	2.94
201710	3.37
201711	3.84
201712	
201801	

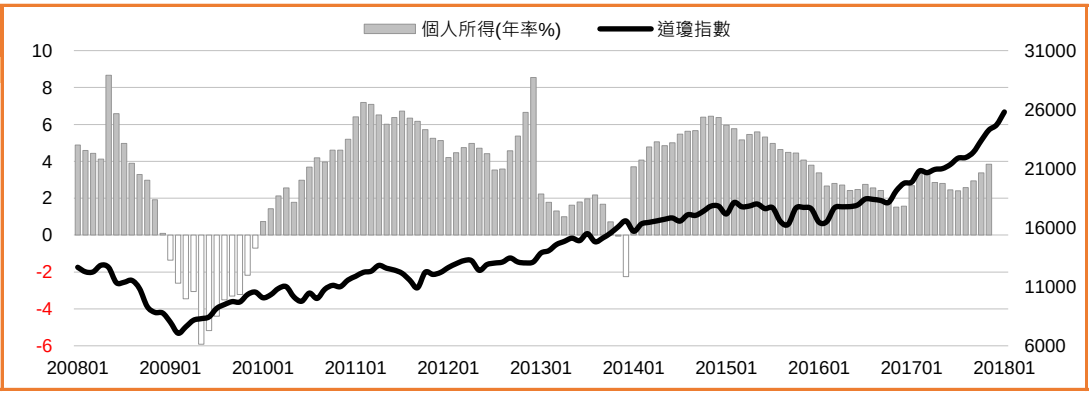

個人支出

月份	年率 %
201702	4.69
201703	5.13
201704	4.58
201705	4.39
201706	4.01
201707	4.04
201708	3.95
201709	4.32
201710	4.17
201711	4.51
201712	
201801	

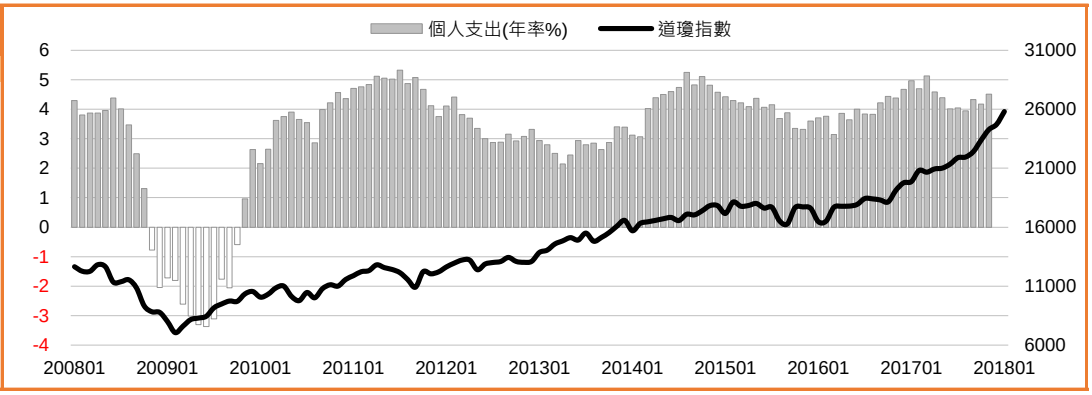

本資料僅供參考，客戶應審慎考量本身之需求與投資風險，本公司恕不負任何法律責任，亦不作任何保證。未經授權，禁止轉載節錄。

房地產指標 Real estate market

建築許可

月份	萬棟
201702	121.9
201703	126.0
201704	122.8
201705	116.8
201706	127.5
201707	123.0
201708	127.2
201709	122.5
201710	131.6
201711	130.3
201712	
201801	

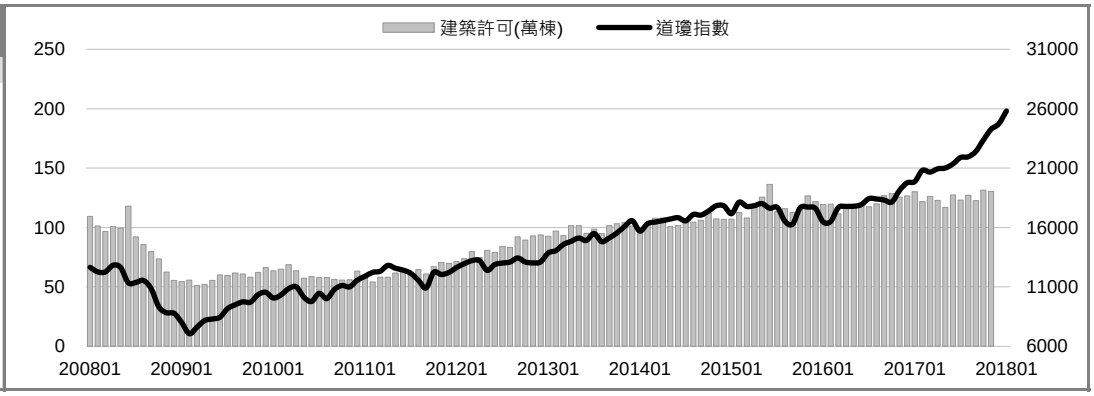

新屋開工

月份	萬棟
201702	128.8
201703	118.9
201704	115.4
201705	112.9
201706	121.7
201707	118.5
201708	117.2
201709	115.9
201710	125.6
201711	129.7
201712	
201801	

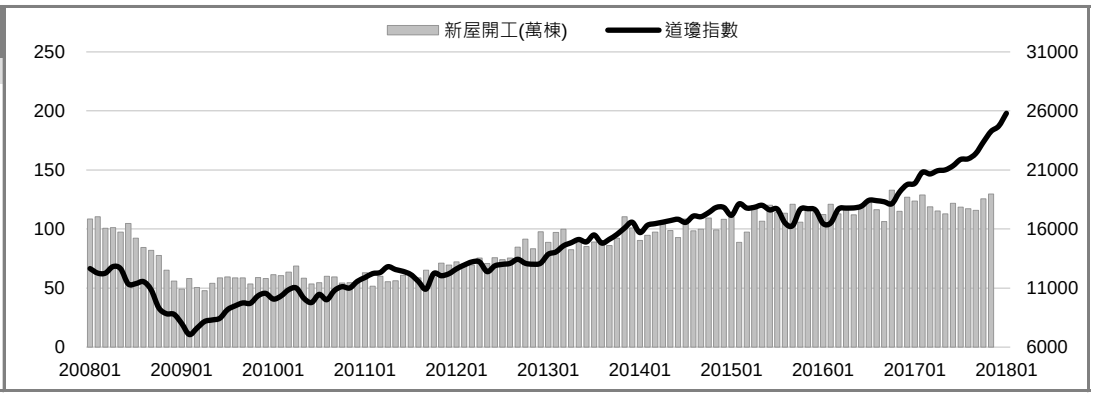

新屋銷售

月份	萬棟
201702	61.5
201703	63.8
201704	59.0
201705	60.6
201706	61.9
201707	56.4
201708	55.9
201709	63.5
201710	62.4
201711	73.3
201712	
201801	

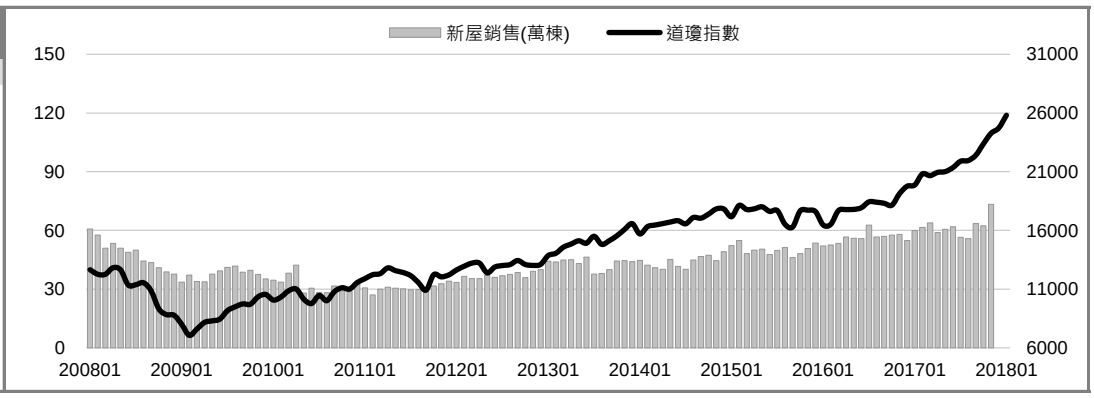

成屋銷售

月份	萬棟
201702	547
201703	570
201704	556
201705	562
201706	551
201707	544
201708	535
201709	537
201710	550
201711	581
201712	
201801	

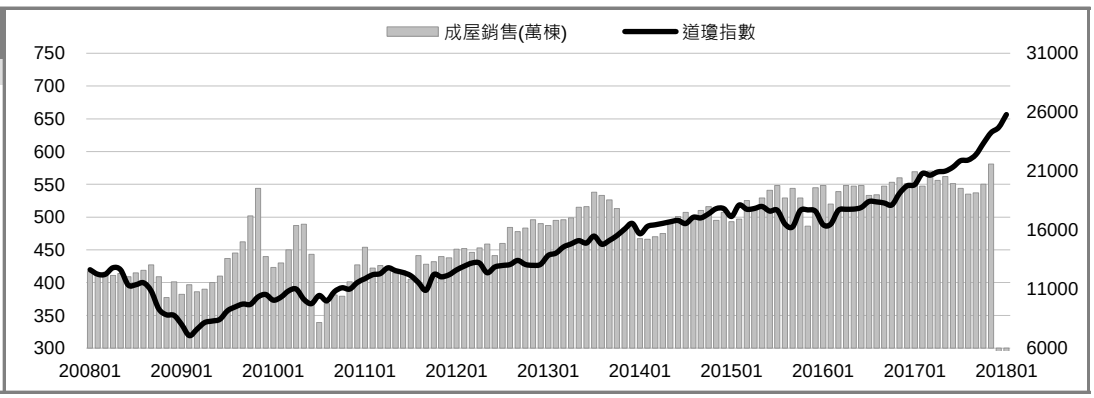

永豐期貨股份有限公司 100 台北市重慶南路一段2號8F / 105年金管期總字第010號
本資料僅供參考，客戶應審慎考量本身之需求與投資風險，本公司恕不負任何法律責任，亦不作任何保證。未經授權，禁止轉載節錄。

房地產指標 Real estate market

營建支出	
月份	年率 %
201702	6.74
201703	5.37
201704	6.58
201705	5.07
201706	3.37
201707	2.15
201708	2.68
201709	3.40
201710	3.36
201711	2.44
201712	
201801	

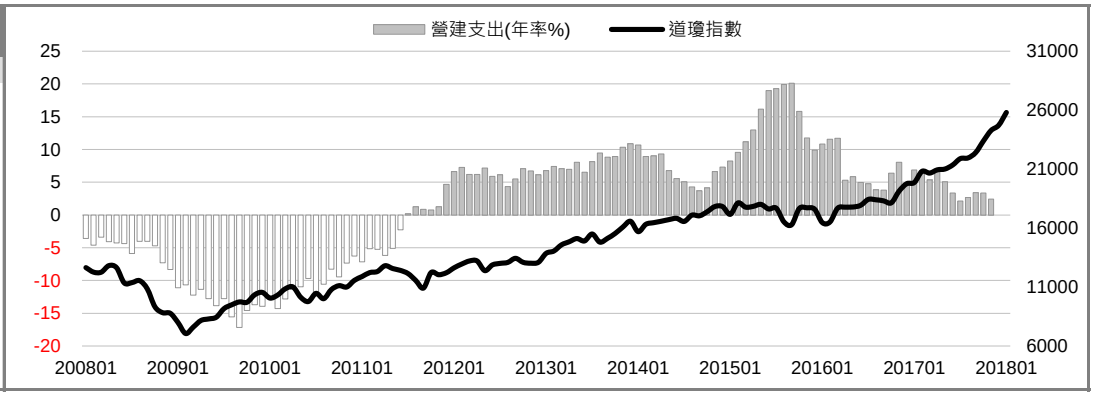

國際貿易 International trade

貿易收支	
月份	億美元
201702	-445.1
201703	-448.1
201704	-481.5
201705	-478.8
201706	-456.9
201707	-451.6
201708	-443.1
201709	-448.9
201710	-489.1
201711	-505.0
201712	
201801	

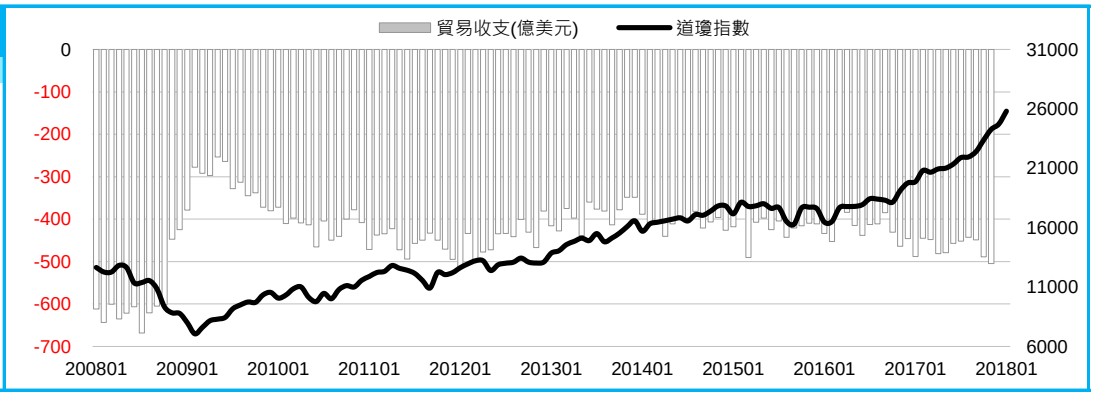

出口金額	
月份	年率%
201702	6.31
201703	6.85
201704	5.03
201705	5.05
201706	5.33
201707	4.36
201708	3.40
201709	4.15
201710	5.49
201711	8.32
201712	
201801	

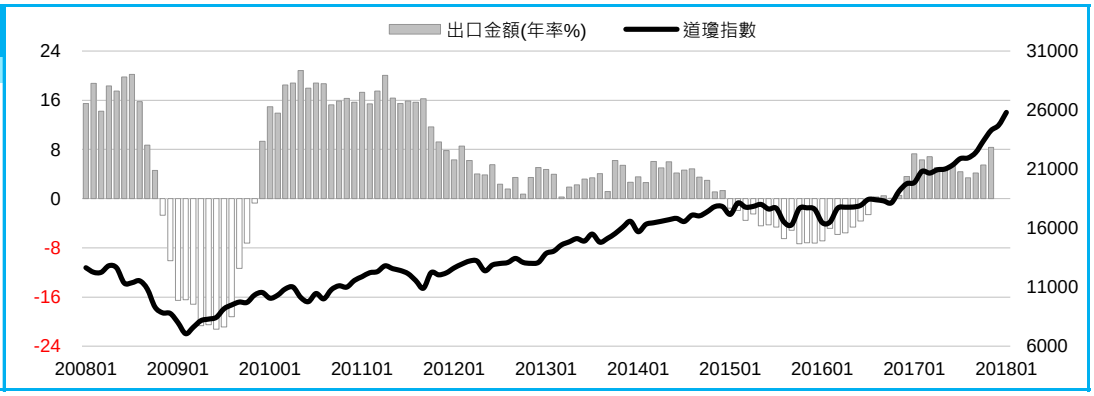

進口金額	
月份	年率%
201702	4.70
201703	9.09
201704	8.57
201705	6.95
201706	5.12
201707	5.27
201708	4.17
201709	6.28
201710	7.01
201711	8.43
201712	
201801	

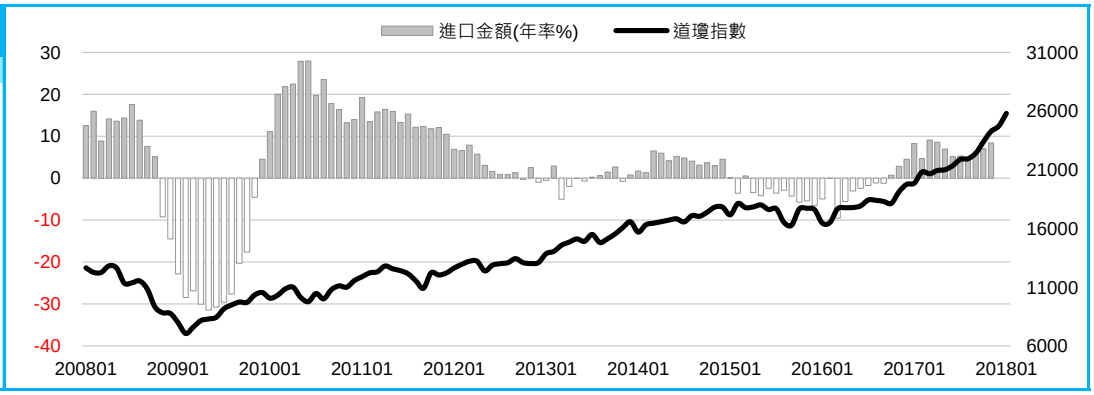

永豐期貨股份有限公司 100 台北市重慶南路一段2號8F / 105年金管期總字第010號
本資料僅供參考，客戶應審慎考量本身之需求與投資風險，本公司恕不負任何法律責任，亦不作任何保證。未經授權，禁止轉載節錄。

物價指數 Inflation index

消費者物價指數

月份	年率%
201702	2.80
201703	2.38
201704	2.20
201705	1.87
201706	1.65
201707	1.73
201708	1.93
201709	2.23
201710	2.05
201711	2.23
201712	2.12
201801	

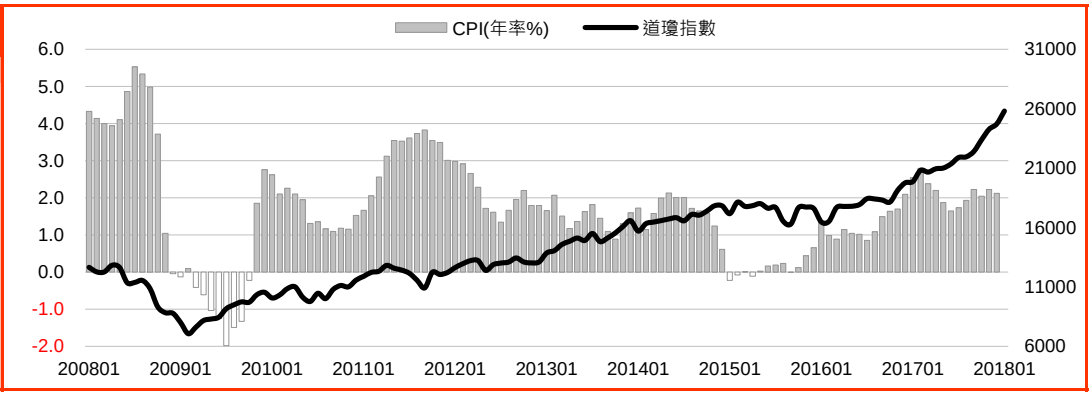

核心消費者物價指數

月份	年率%
201702	2.22
201703	2.00
201704	1.89
201705	1.74
201706	1.71
201707	1.70
201708	1.69
201709	1.69
201710	1.77
201711	1.71
201712	1.77
201801	

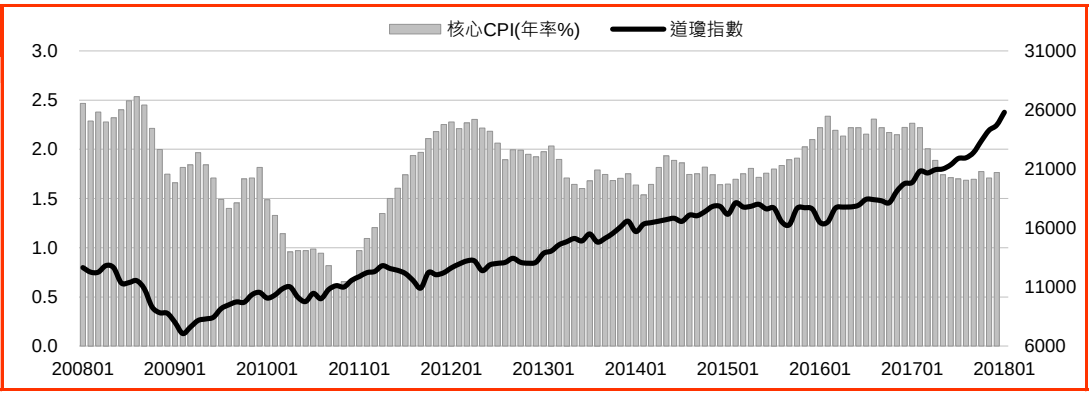

生產者物價指數

月份	年率%
201702	4.01
201703	3.74
201704	4.04
201705	2.77
201706	2.13
201707	2.13
201708	2.97
201709	3.17
201710	2.89
201711	4.34
201712	3.39
201801	

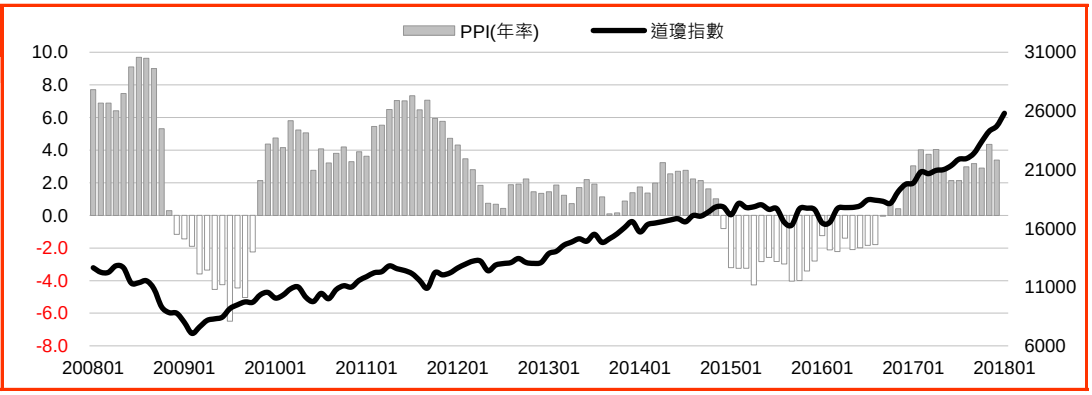

核心生產者物價指數

月份	年率%
201702	1.65
201703	1.85
201704	2.00
201705	1.90
201706	1.74
201707	1.79
201708	1.79
201709	1.73
201710	2.04
201711	2.24
201712	2.03
201801	

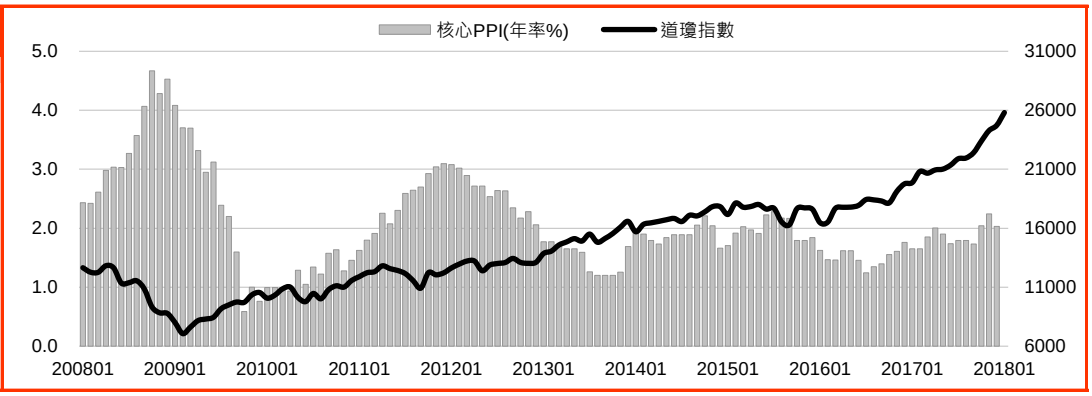

永豐期貨股份有限公司 100 台北市重慶南路一段2號8F / 105年金管期總字第010號
本資料僅供參考，客戶應審慎考量本身之需求與投資風險，本公司恕不負任何法律責任，亦不作任何保證。未經授權，禁止轉載節錄。

就業市場 Employment market

失業率

月份	數值%
201702	4.7
201703	4.5
201704	4.4
201705	4.3
201706	4.3
201707	4.3
201708	4.4
201709	4.2
201710	4.1
201711	4.1
201712	4.1
201801	

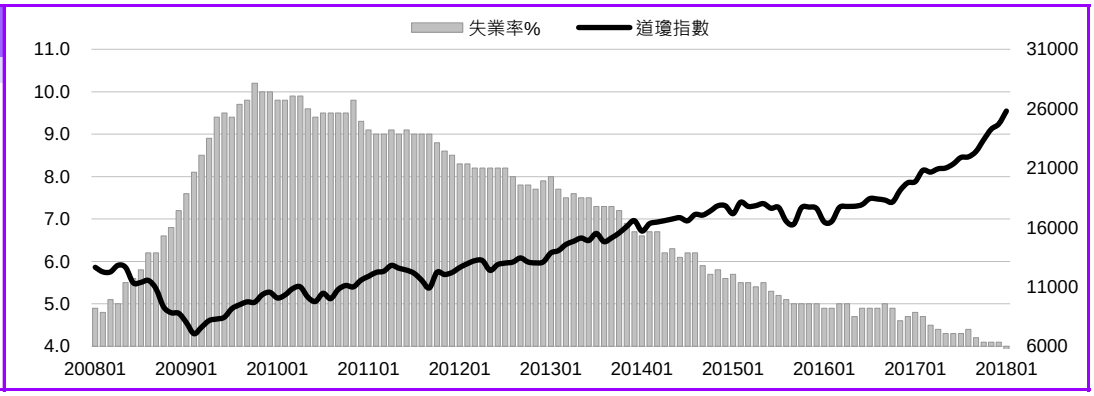

新增非農就業人口

月份	萬人
201702	23.2
201703	5.0
201704	20.7
201705	14.5
201706	21.0
201707	13.8
201708	20.8
201709	3.8
201710	21.1
201711	25.2
201712	14.8
201801	

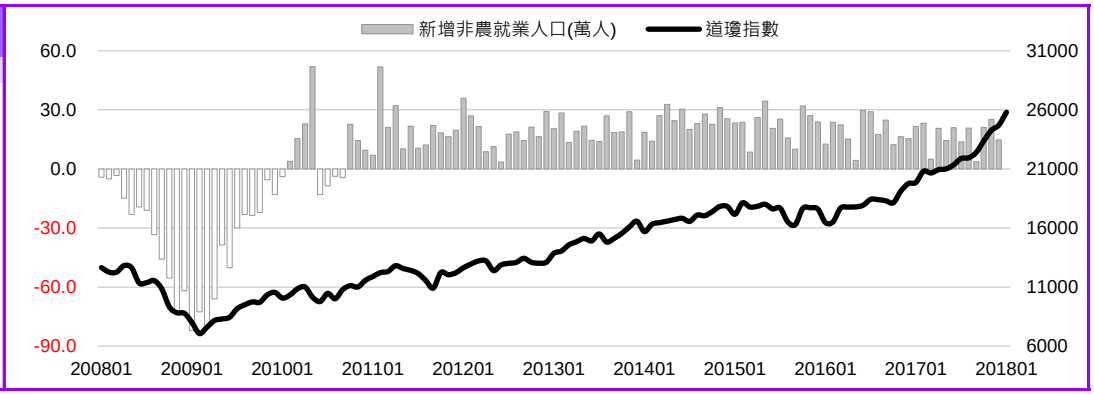

ADP就業人數

月份	萬人
201702	24.5
201703	25.5
201704	17.4
201705	23.0
201706	19.1
201707	20.1
201708	22.8
201709	13.5
201710	23.5
201711	19.0
201712	25.0
201801	

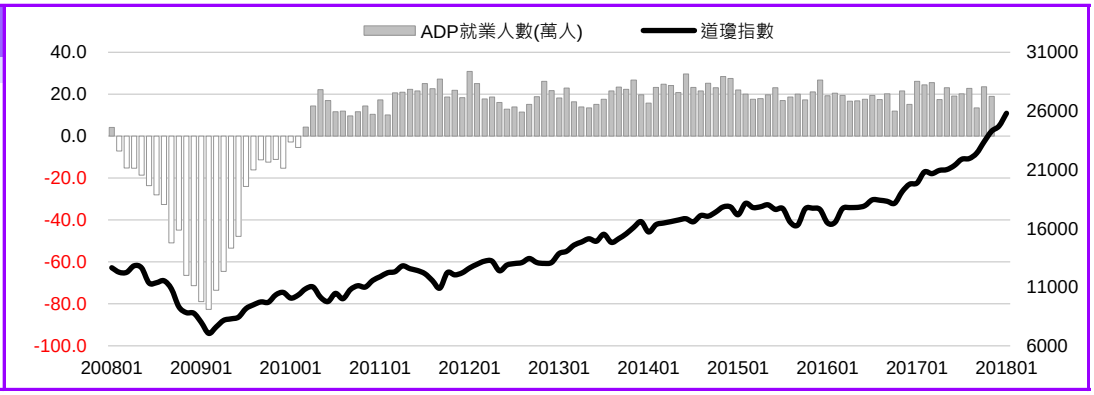

平均每小時工資(年率%)

月份	數值%
201702	2.80
201703	2.60
201704	2.50
201705	2.50
201706	2.50
201707	2.60
201708	2.60
201709	2.80
201710	2.40
201711	2.40
201712	2.50
201801	

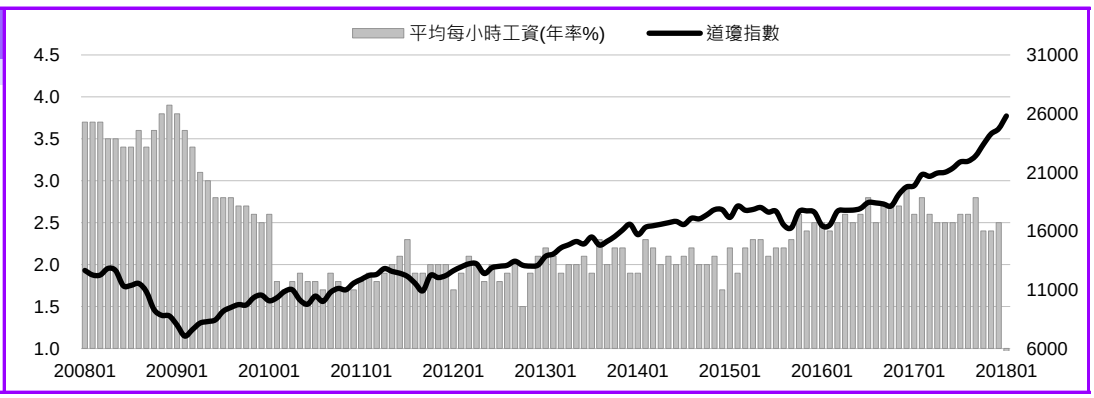

永豐期貨股份有限公司 100 台北市重慶南路一段2號8F / 105年金管期總字第010號
本資料僅供參考，客戶應審慎考量本身之需求與投資風險，本公司恕不負任何法律責任，亦不作任何保證。未經授權，禁止轉載節錄。